

Melamine: Potential Endocrine, Reproductive, and Neurotoxic Activities

Ashley L. Bolden, MS

The Endocrine Disruption Exchange



mel · a · mine

A white crystalline compound used in the making of plastics.



Urolithiasis and Bladder Carcinogenicity of Melamine in Rodents¹

RONALD L. MELNICK,² GARY A. BOORMAN, JOSEPH K. HASEMAN,
RICHARD J. MONTALI,* AND JAMES HUFF

National Toxicology Program, National Institute of Environmental Health Sciences, P.O. Box 12233, Research Triangle Park, North Carolina 27709, and *Litton Bionetics, Inc., Kensington, Maryland 20795

mini review

<http://www.kidney-international.org>

© 2009 International Society of Nephrology

Childhood urinary stones induced by melamine-tainted formula: how much we know, how much we don't know

Jie Ding¹

¹Department of Pediatrics, Peking University First Hospital, Beijing, China

Journal of Toxicology and Environmental Health, Part A, 73:1407–1419, 2010

Copyright © Taylor & Francis Group, LLC

ISSN: 1528-7394 print / 1087-2620 online

DOI: 10.1080/15287394.2010.511540



Taylor & Francis
Taylor & Francis Group

COMPARATIVE NEPHROTOXICITY INDUCED BY MELAMINE, CYANURIC ACID, OR A MIXTURE OF BOTH CHEMICALS IN EITHER SPRAGUE-DAWLEY RATS OR RENAL CELL LINES

Lan Choi¹, Min Young Kwak¹, Eun Hwa Kwak¹, Dong Hyun Kim¹, Eun Young Han¹, Taehyun Roh¹, Jung Yun Bae¹, Il Young Ahn¹, Jea Yeon Jung¹, Mi Jung Kwon¹, Dong Eun Jang², Seong Kwang Lim², Seung Jun Kwack², Soon Young Han³, Tae Seok Kang³, Seung Hee Kim¹, Hyung Sik Kim³, Byung Mu Lee¹

Use of urinary renal biomarkers to evaluate the nephrotoxic effects of melamine or cyanuric acid in non-pregnant and pregnant rats

O.J. Bande^{a,*}, C.B. Stine^b, M. Ferguson^b, T. Black^a, N. Olejnik^a, Z. Keltner^a, E.R. Evans^b, T.C. Crosby^b, R. Reimschuessel^b, R.L. Sprando^a

^aDivision of Toxicology, Office of Applied Research and Safety Assessment, CFSAN, U.S. FDA, Laurel, MD, United States

^bDivision of Applied Veterinary Research, Office of Research, CVM, U.S. FDA, Laurel, MD, United States

Pediatr Nephrol (2016) 31:2043–2054

DOI 10.1007/s00467-015-3222-3

EDUCATIONAL REVIEW

Toxic environmental exposures and kidney health in children

Darcy K. Weidemann¹ • Virginia M. Weaver^{2,3} • Jeffrey J. Fadrowski^{3,4}

Publication Trends for Melamine and Renal Effect

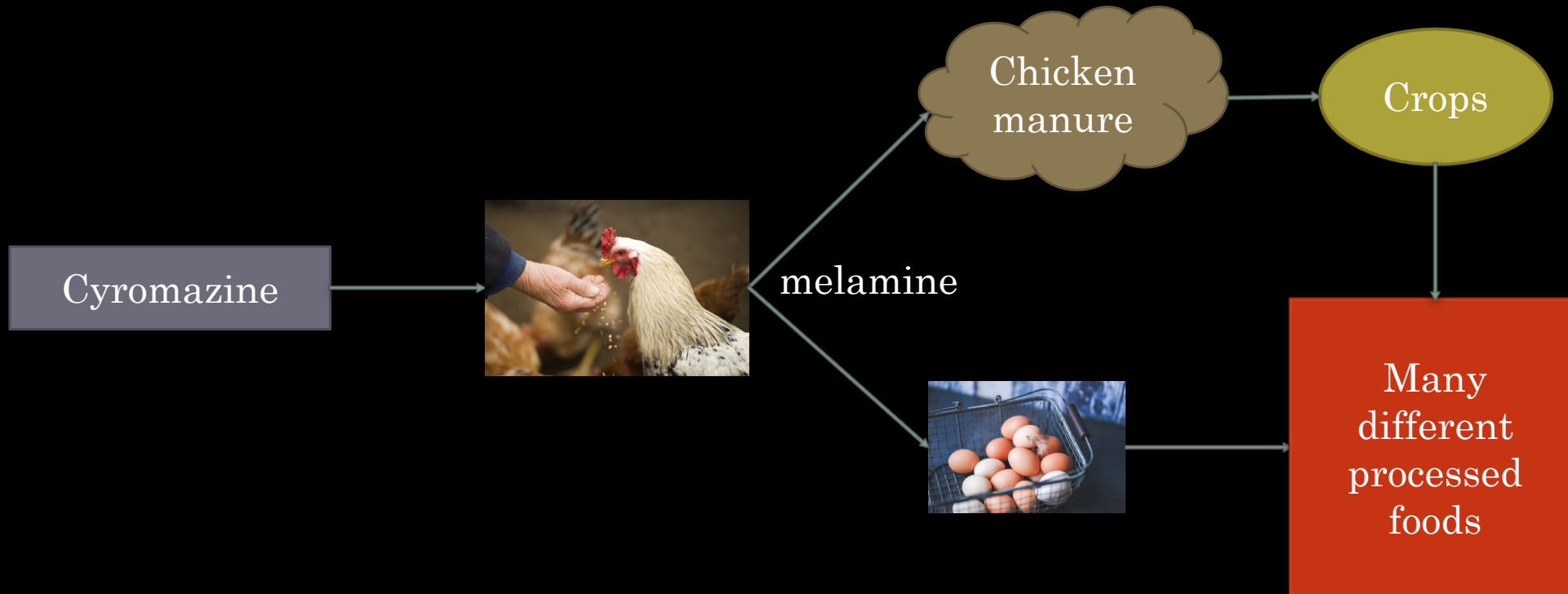


But...

More than baby formula



Cyromazine?



What other impacts might melamine have???

2011



The effect of exogenous melamine on rat hippocampal neurons

Yan Wang¹, Fei Liu², Yuejiao Wei¹ and Daicheng Liu¹

Effect of melamine on potassium currents in rat hippocampal CA1 neurons

Jia-Jia Yang^a, Yu-Tao Tian^a, Zhuo Yang^b, Tao Zhang^{a,*}

^aKey Laboratory of Bioactive Materials, Ministry of Education and College of Life Science, Nankai University, Tianjin 300071, PR China
^bCollege of Medicine, Nankai University, Tianjin 300071, PR China

2013



The reproductive toxicity of melamine in the absence and presence of cyanuric acid in male mice

Rong H. Yin^a, Xin Z. Wang^a, Wen L. Bai^{a,*}, Chang D. Wu^a, Rong L. Yin^b, Chang Li^c, Jiao Liu^a, Bao S. Liu^a, Jian B. He^{a,*}

... fast forward 2016

Scoping Reviews

- New to environmental health research.
- Determination of body of evidence maturity.
- Identification of research gaps.
- Pinpoint bodies of evidence for systematic review.

Objectives of study

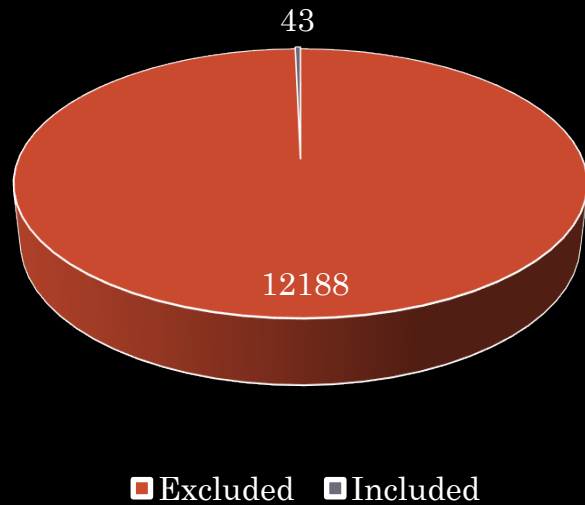
- Determine if a recommendation for systematic review of a specific endpoint is feasible.
- Identify research gaps.
- Prioritize future research.

Methods

- Developed search logic.
- Performed electronic searches using PubMed and Web of Science up to November 2016.
- Screened articles using DistillerSR®.
- Completed summary level data extraction.

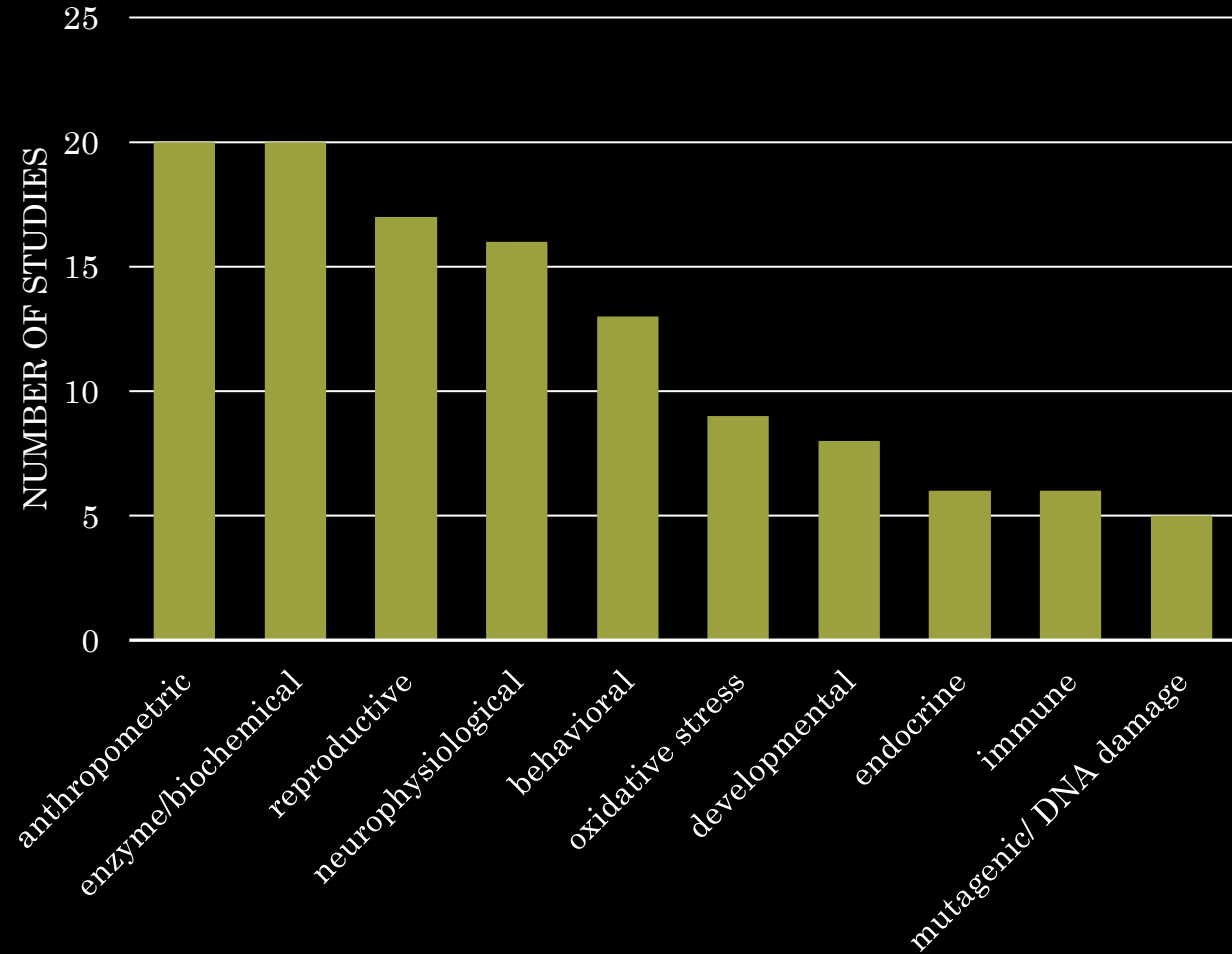
Results

Articles

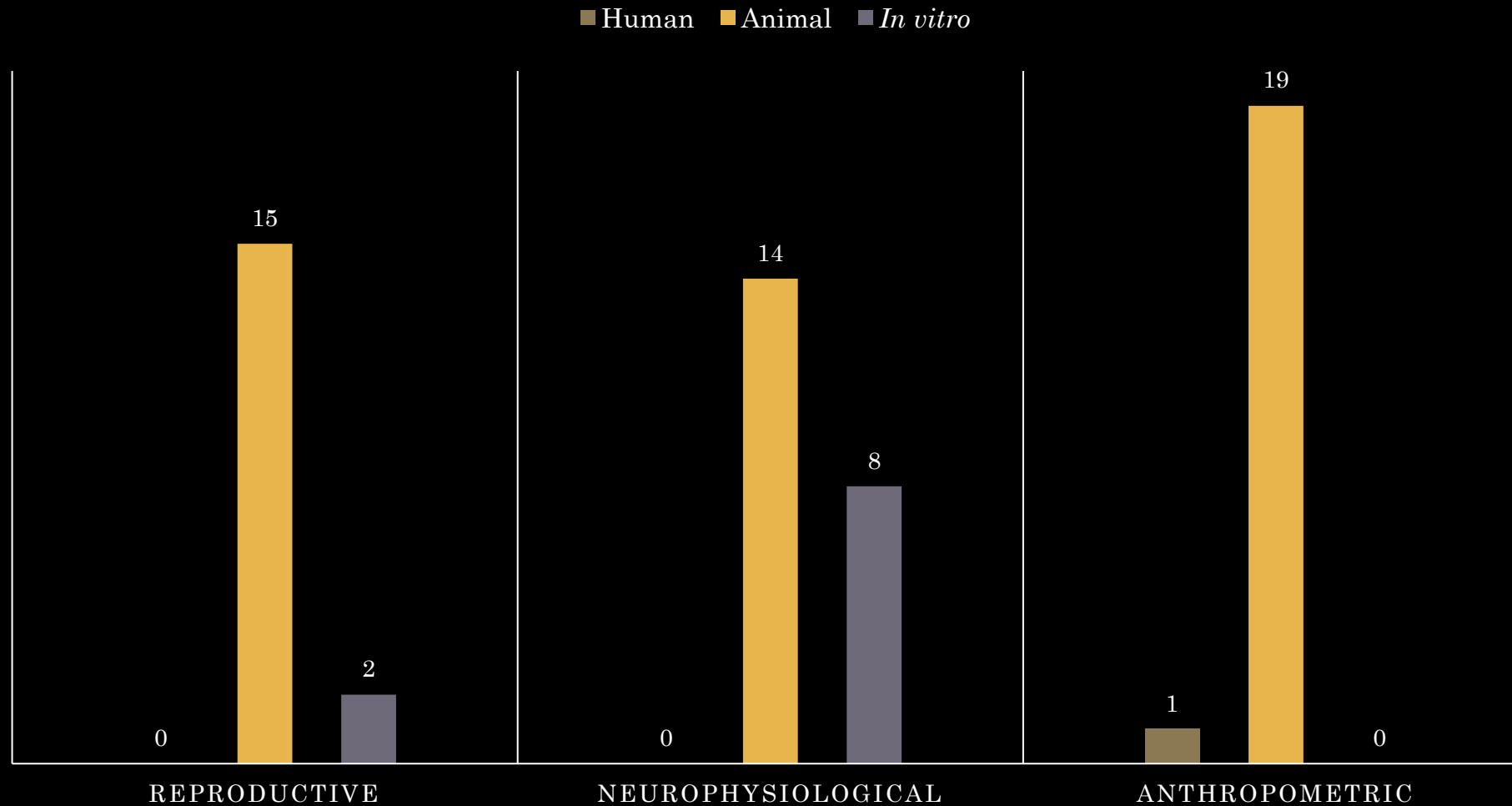


- 100% published between 2010-2016
- 74% assessed *in vivo* models
- 35% assessed *in vitro* models

Non-renal physiological effects



Endpoint Distribution



Anthropometric

- Endpoints for analysis included body weight, body length, and fetal growth.
- Studies had measures from several different life stages.
- Models included fish, rodent, human, and chicken.
- No relevant mechanistic data seems to be available.

Reproductive

- Studies of both male and female reproduction were found. Endpoints included sperm count, follicular atresia, and oocyte competence.
- There were studies that might provide mechanistic support.
- Replication of endpoints maybe lacking.
- While different models included rodents and chicken there are no human studies available.

Neurophysiological

- There were several studies that replicated similar endpoints primarily evaluations related to hippocampal function.
- *In vitro* assessments were completed that might provide mechanistic support.
- Relevant studies were completed in rodents and fish but none in humans.
- There were also behavioral studies that could be incorporated that assessed learning and memory.

Future Directions

- Lack of human studies.
- Lack of mechanistic studies.
- Little to no research on immune, cardiovascular, respiratory, metabolic endpoints.

Recommendations

- Identified three areas that could be assessed using systematic review.
- For reproduction and anthropometric endpoints more studies in humans and more mechanistic support might strengthen these bodies of evidence.
- Neurophysiological area had the most robust literature base and is likely the best to move forward to systematic review.

Thanks

Staff: Johanna Rochester, PhD and Carol Kwaitkowski, PhD.
Theo Colborn, PhD, Lynn Carroll, PhD, and Christina Ribbens.



Funders: The International Chemical Secretariat (ChemSec), Tides Foundation, Arkansas Community Trust, Wallace Genetic Foundation, and Winslow Foundation.



Follow us on Twitter @endo_exchange

Sign up for our mailing list at endocrinedisruption.org

Publication: Melamine, beyond the kidney: A ubiquitous endocrine disruptor and neurotoxicant? Bolden AL, Rochester JR, Kwiatkowski CF. Melamine, beyond the kidney: A ubiquitous endocrine disruptor and neurotoxicant?. Toxicology Letters. 2017 Oct 5;280:181-9. <http://www.sciencedirect.com/science/article/pii/S0378427417311396>